



**ST. JOAN *of* ARC**  
ROMAN CATHOLIC CHURCH

**Thank you for taking the time to setup your new electronic giving account in PushPay!**

**You will need your financial account information to be entered into our secure datafile. There you may direct your recurring or one-time gifts to support Parish Life at St. Joan of Arc!**

Pushpay initial setup using this link: <https://www.stjoanofarc.com/giving>. You must have access to either a cell phone or a landline.

Give to St. Joan of Arc Phoenix x +  
pushpay.com/g/stjoanofarcas

St. Joan of Arc Phoenix Español Your Account

# Give \$10.00

Gift type

Give one time Set up recurring

Frequency

Every week Every 2 weeks Every month More

Starting

Jun 17, 2023 (Today)

Fund

SUNDAY PLATE

Next

Pushpay [Terms & Conditions](#) and [Privacy Policy](#).  
Organization Legal Name: St Joan of Arc Roman Catholic Parish | Address: 3801 E Greenway Road, Phoenix AZ

If you do have a mobile number, enter the number for a verification code and follow the prompts.

If you do not have a mobile number, Click "Next"

Give to St. Joan of Arc Phoenix x +

pushpay.com/g/stjoanofarcaz

St. Joan of Arc Phoenix Español Your Account

### VERIFY YOUR MOBILE NUMBER

Enter your number so we can sign you in.

[How does mobile sign in work?](#)


Mobile number [Need help?](#)

US (201) 555-0123

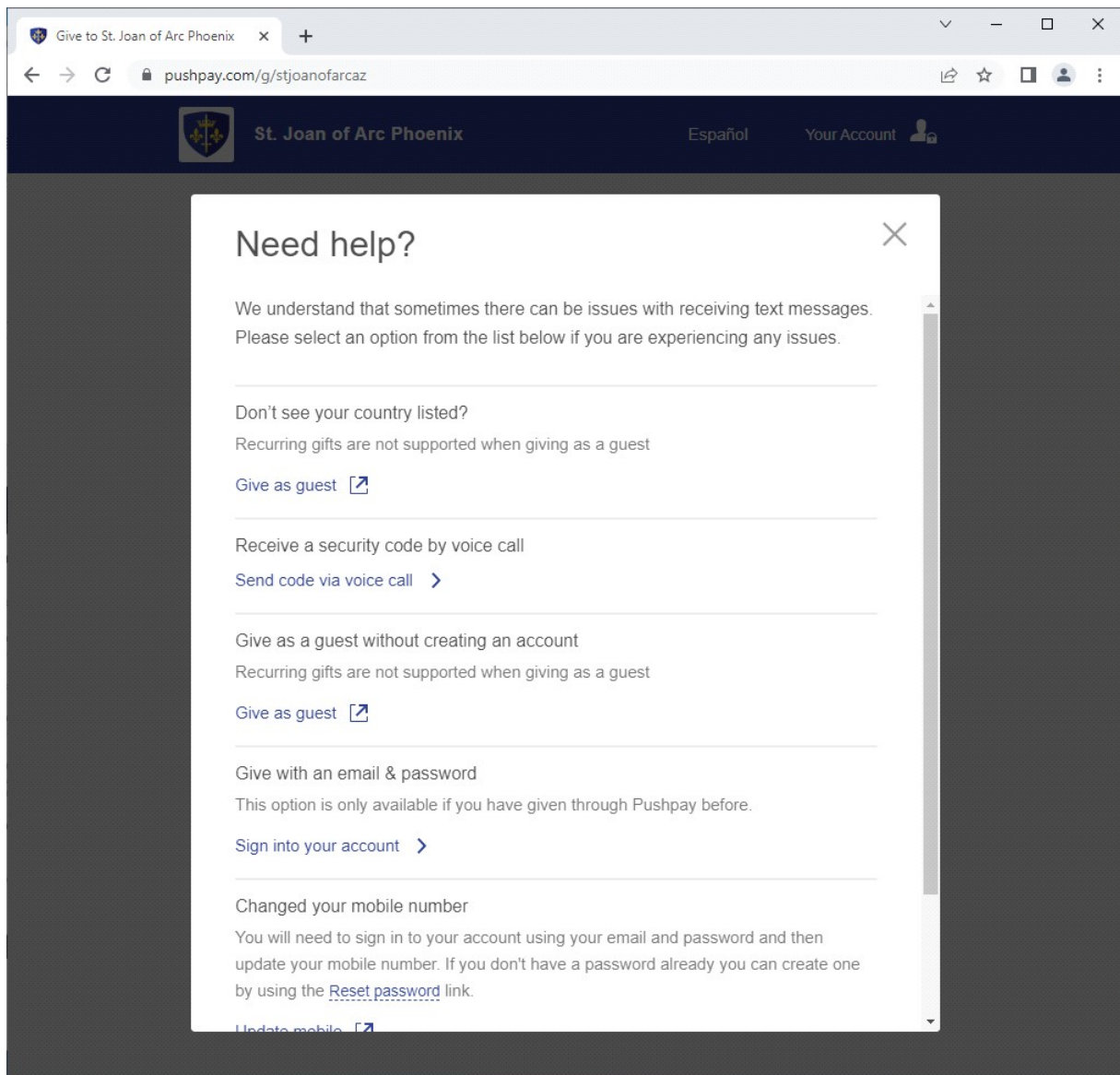
Next

Pushpay [Terms & Conditions](#) and [Privacy Policy](#).

Organization Legal Name: St Joan of Arc Roman Catholic Parish Phoenix | Address: 3801 E Greenway Road, Phoenix AZ 85032

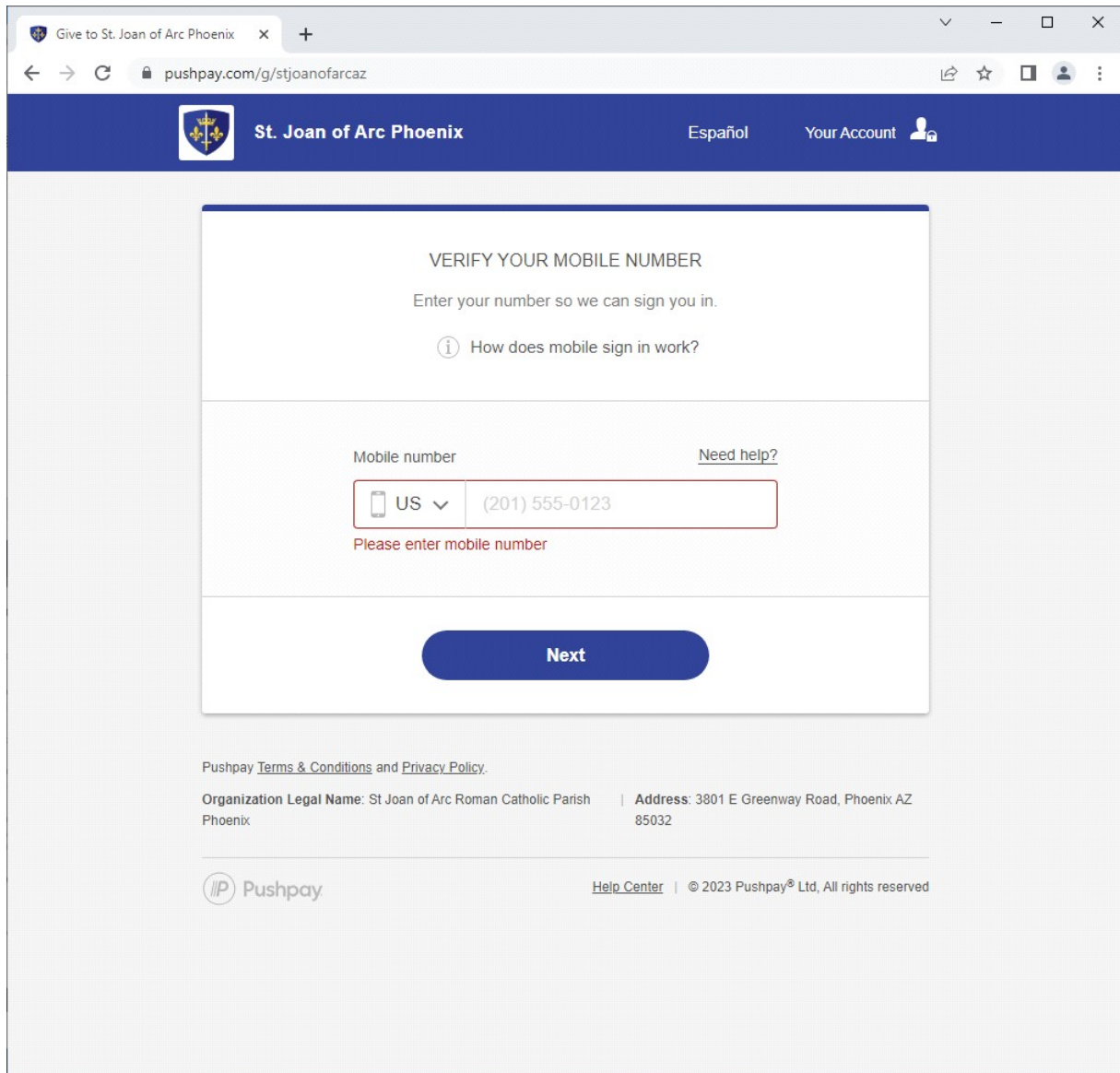
 [Help Center](#) | © 2023 Pushpay® Ltd. All rights reserved

Click "Need Help?"



Click the second option “Send code via voice call”

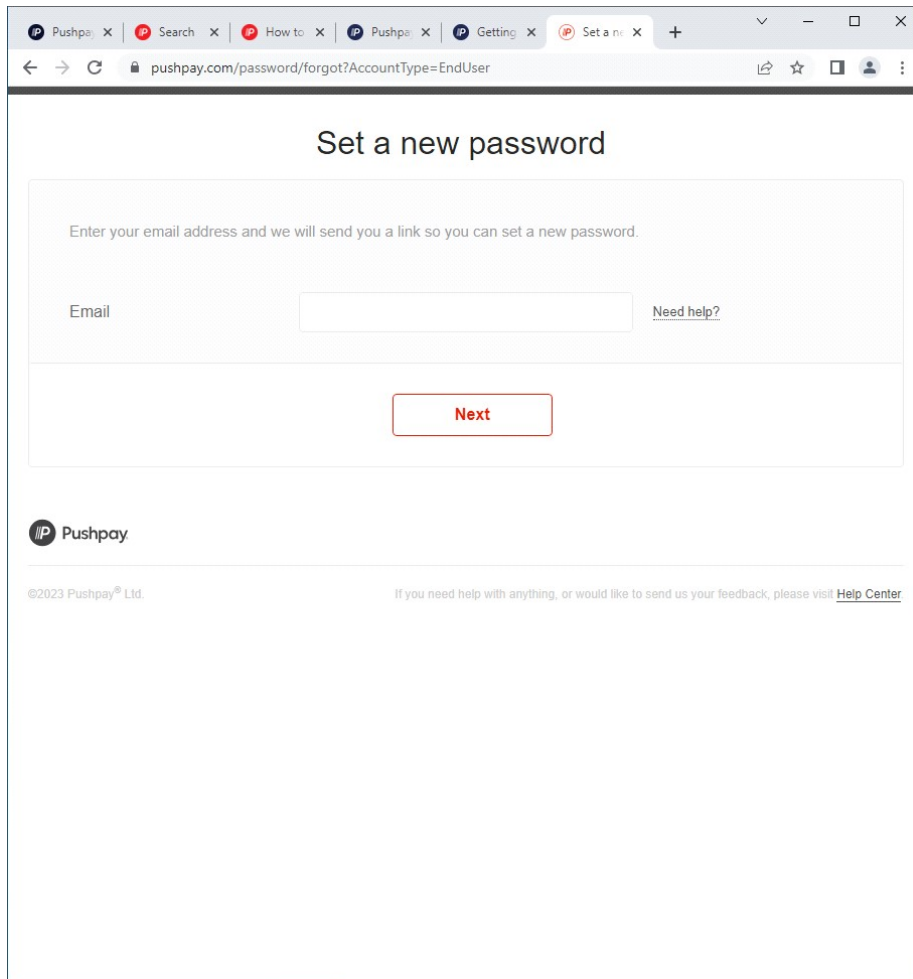
This screen comes up asking for Cell, but type your landline instead. Make sure you don't have call blocking turned on (where the caller has to press 1 to be connected).



When the call comes in, answer it and then type the 6-digit code in the screen (not shown). Continue setting up your recurring donation.

How to set up a password for your e-mail address account so a phone is no longer needed to access Pushpay.

<https://pushpay.com/password/forgot?AccountType=EndUser>



Check the email address associated with your Pushpay account for an email that includes a password reset link and select “Reset your password.”

**Note:** Didn't receive an email? The email can take up to 10 minutes to arrive. Please also make sure to check your spam/junk folder.

Choosing a strong password is an important part of securing your account. Pushpay requires that your password meets the following standards:

- Must include at least 8 characters
- Must include at least 1 upper case letter
- Must include at least 1 number

**Note:** In order to ensure a secure giving experience for you, Pushpay maintains a list of passwords that are not allowed for use. This list contains passwords (e.g., "ABCD1234") that may appear in publicly released password breaches, and have been

identified as unsafe for use. Please be sure to have a high sense of security in mind when choosing a password.